


Paper Caterpillars to Make and Race

Items you will need:

- Construction Paper
- Markers or pens
- Scissors
- Ruler
- Straws

Step 1: Cut a one inch wide strip from your construction paper



Step 2: Fold the strip in half and then unfold




Step 3: Fold both ends in to meet at the middle




Step 4: Repeat Step 3



Step 5: Fold in half to create a square



Step 6: Cut a small part off of each corner



Step 7: Unfold and decorate



Step 8: Repeat Steps 1-7 for each caterpillar you want to make



Step 9: Before racing (racing works best on a smooth surface, or floor) bend the middle section of your caterpillar down a bit. Then, using a straw, gently blow (in short bursts) on the end of your caterpillar to "race" them. Create a finish line to see who wins! Make up your own rules. For example, if your caterpillar tips over, you have to go back to the start line.

